

Workshop Descriptions



Basket Weaving 13

Learn the art of basket making from a professional weaver. A variety of reeds and other weavers will be available to use. You may start with a wood base or a simple woven base.

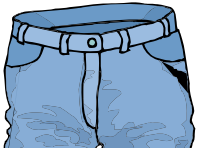
Everyone will create their own unique basket. **Bring wire cutters, a small screw driver and a hand towel. \$2 additional fee.**

Beaded Ornaments 24

Try your hand at three kinds of ornaments all made with different beads. Ribbon and bead candy ornaments, tri bead candy canes & wreaths and beads sewn in cross stitch designs on perforated paper. Make one of each, or several of your favorite type. There is something for girls of all ages.

Bead Weaving 48

Using thread and seed beads weave a bracelet or bookmark. Designs and words can be made using different colors of beads. Good for Junior Girl Scouts or older - great project to get girls talking while they work on something fun. **Bring: Clipboard.**



Blue Jean Booty Bag, with Embellishments 14

Recycle a pair of blue jeans into a cute booty bag great for books, crafts or your lunch! You will add a liner, "belt" and cute embellishments to dress up the jeans to something special. This bag can be an easy sew project or a no sew bag by using glue. (Glue is quick for kids, but not as durable). **Bring: clean, used blue jeans or shorts (any size), (some jeans will be available for \$10 ea) fabric scissors, glue gun \$4 additional fee.**

"Candy" Wrapper Crafts 42

Remember the gum wrapper chains from the 70's? Will this class will take you one step further and show you how to take chains, made from chip bags, coffee bags etc and transform them into useful items. You will receive a "folding bone", a useful tool for folding paper etc. **\$1 additional fee.**



Cookie Cutter Crafts 43


Create a variety of simple Christmas ornaments, package tie-ons, garlands, and card embellishments using cookie cutter shapes. Aluminum foil pans, paper, fun foam and clay are some of the materials we will be using. The techniques can be used for other holidays and decorations. These are quick and inexpensive; donate a bunch to a needy family. **Bring your favorite cookie cutters and scissors.**

Crafts through the Decades 41

Discover how girls through the decades used basic materials to create fun projects. Learn how the same ideas have changed with new materials as they became available. Are the crafts we do today really new? Come and find out for yourself. **Bring: pocket knife, X-acto and/or scissors \$1 additional fee.**

Cross Stitch, Quilt Block or Bookmark 15

Learn an old craft to teach the girls! Easy enough for Brownie Girl Scouts, cross stitch is a great way to introduce girls to embroidery, helping to develop hand-eye coordination. Patterns for bookmarks and quilt blocks will be available, with information on how to donate your or the troop's work. (Donation is optional) **Bring: sewing or embroidery scissors.**



Easy Knit Beanies 17 or 57

You've seen the Knifty Knitters on TV & in the store - now learn how to use one! In about 2 hours, you can knit a yarn beanie that kids, babies, & adults will love. This is an easy service project for Brownie Girl Scouts & older; knit beanies for the homeless or for cancer patients!



Electrified Art Glass 11 or 31

Turn dusty bits of glass into glittering jewels in a weekend. Learn about fusing glass, and prepare a unique piece of jewelry for firing. You will make one pendant, pin, magnet or pair of earrings in the workshop. Jewelry will be fired overnight, and ready the next day. If there is space in the kiln, additional pieces may be made for \$5 each. Participants may finish early. **\$2 additional fee.**

Exploding Scrapbook Box 53

Come create a box filled with memories that will last a life time, SCRAPBOOK STYLE! When the lid from your box is taken off, POOF! an "EXPLOSION" will occur. Decorate your box with pictures. A variety of embellishments will be provided for you. **Bring: 6-7 pictures of one theme, scissors, X-acto knife, 12" stiff ruler or 12" paper cutter, and, if you have them 1/8" & 1/16" hole punches & hot glue gun w/sticks. \$3 additional fee.**



Exploring Nature 36

Feel at home in the woods and learn the names of your woodland friends, the trees, shrubs, flowers & birds. Do you know how Mountain Misery got its name? How can you tell California Nutmeg from the other evergreens? This is an easy hike. Be prepared for any weather with sturdy shoes and a poncho or rain jacket. **Bring personal first aid kit and water bottle.**

Workshop Descriptions



Fabric Flower Embellishments 45 or 65

Create beautiful fabric flower embellishments that are all the rage! Put them in your hair, on a bag, or add pizzazz to your outfit. Workshop demonstrates three

fabric flower methods- melted edge flowers, scrunched pom pom flowers and Victorian lace flowers. **Bring: Fabric scissors & glue gun (if you have one) \$4 additional fee.**

From Bags To Bags 32

Take gently used plastic bags of all types, and weave them into a sturdy, reusable tote bag. Learn to spin "yarn" with a drop spindle out of old plastic bags (produce, grocery, newspaper, donation bags etc.) You get to keep the spindle to use at home. We will weave a bag from the "yarn" and learn other uses too. **Optional: Bring crochet hooks or knitting needles if you have them and know how to use them! \$2 additional fee.**



Games through the Decades 62

Juliette Low stressed the need for physical activity from the very beginning of Girl Scouting. Join me in finding games that have done just that through the decades. A good game makes a rainy day shine, can reinforce friendships and always creates good memories. Take home a variety of them and use them to celebrate our centennial year. Are they really NEW?



Geocaching (High Tech Hide and Seek) 47 or 67

Learn the basics and etiquette of geocaching. Find out what is so fun about this world wide activity, where

people hide things for others to find. We will do a mini-scavenger hunt to get your feet wet. If you don't have a GPS unit, come anyway! **Bring: a GPS unit, if you have one Note: phone based GPS won't work because there is no cell phone reception.**

Girl Scout or Angel Paver Pal 34

Using acrylic paints turn a patio paver into a cute Girl Scout decoration. You can make any age level of Girl Scout, or if you prefer, a beautiful angel decoration. These are great table decorations or doorstops. **Bring paint brushes if you have them.**



Hawaiian Ribbon Weaving 33

Plait ribbon into a beautiful lei type necklace. Make these for bridging gifts to really make the awards special. This is also great to hold your SWAPS collection.



Holiday Block Tree 12

Do you remember getting building blocks under the Christmas tree? What if the building blocks were the Christmas tree? Come learn the ABC's of Christmas decorating when we turn building blocks and Christmas ornaments into a festive table decoration. **Bring: Hot glue gun w/sticks, if you have one, \$2 additional fees**

Hoop Weaving 25

Got too many T-shirts? Recycle them into a great weaving project. Its lots of fun to use a hula hoop as a loom to weave baskets, trivets, placemats or small rugs. This is a cool way to show your girls how to create something useful from a toy. **Bring: fabric scissors, Opt. used T-shirts if you want a certain color**



In Touch with Trees 44 AND 54

Forever Green celebrates the 100th Anniversary of Girl Scouting and focuses on environmental education. Attend this Project Learning Tree mini workshop and get your very own book with lots of activities to do with your girls. Learn lots of fun


crafts for girls too! For K-8 grade levels. See www.ptl.org for information about Project Learning Tree **This is a 4 hour workshop. Must register for both sessions 44 & 54.** **Bring: notebook, pen/pencil, and bandana.**

Minute to Win It - Girl Scout Edition 37

Get ready for the fastest 60 seconds of your life! Bring your skills, talent and friends to the Girl Scout version of this modern TV game show. Wear comfortable clothes and athletic shoes.

Mystery 27

Not a "Who Dun-it" It's a "What is it?" Do you like surprises? Can't make up your mind? Do you want someone else to decide? Sign up for this workshop and you won't know what it will be until you arrive at WOW! Are you excited yet?



Paper Bag "Baskets" 51

Create a paper basket by using deli-sized paper bags and paper twist/raffia. Great for organizing make-up and school supplies or for giving a clever home-made gift. Using paper

bags as the core, paper twist is woven around the outside giving it the basket look. Make a medium sized one lined with fabric. A fun and easy craft for Junior Girl Scouts & older. **Bring scissors and a hot glue gun if you have one.**

Pillowcase Dress 21

Make a dress out of a pillow case, binding and elastic... simple and easy. No sewing experience necessary. Hand-sew or machine sew a simple pillow case into a special gift for a girl. Optional: you may donate your dress to: <http://www.dressagirlaroundtheworld.com/> This is a wonderful service project. **Bring a new or like new pillow case, scissors and extra trimmings you have to share.**

Workshop Descriptions

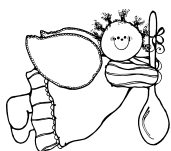


Santa Snacks: Create & Decorate! 52

Jump-start your holiday season with a sampling of cookies that are "Santa Approved!" Share in a tasting of your holiday creations after learning to make & decorate some classic holiday sweet treats. Compile & decorate a "Santa Snacks" cookbook & cookie display to pass on the memories for years to come. Wear a festive apron to get in the holiday spirit! **Bring 6 dozen homemade holiday cookies to share, Tupperware container, 3-ring binder, & a class-set of full page copies of your recipe.** (To avoid duplicates, send your recipe to Nicole: LetzDanz2@yahoo.com). **\$5 additional fee.**

Scents It 64

Girls of all ages love scented stuff. Make colorful fragrant smelling bath salts, a mysterious fizzing bath bomb and soothingly sweet lip balm. These are easy for the girls to make and are great for gifts too!



Scrapbook Cookbook 22

Create your own cook book, SCRAPBOOK style. Choose between two to three different styles. One cook book is shaped as an apron, and can be themed for BBQ's. Recipes will be available to add to your book. You may also bring your own favorite recipes, but bring enough to share with everyone. You may need to complete your cookbook at home. **Bring scissors, X-acto knife, stiff 12" ruler and if you have them, hole punches (3/8", 1/8" & 1/16") and hot glue gun w/sticks \$3 additional fee.**

Simply Elegant Jewelry 56 or 66

Create two bracelets with matching earrings. We will be using glass and semi precious beads. Use a design board to map out your look. This class will be fun for people of all levels of beading, including beginners. **Bring: scissors \$5 additional fee.**



Soda Tab Earrings 23

This is a one of a kind item that will express your personality through a choice of wire and beads. Using recycled soda tabs, we will construct a delightfully unique pair of earrings. We will wire wrap the tabs, with a choice of wire and use a variety of beads to embellish and complete.



Songs 55

Singing is what many Girl Scouts, young & old, love most about Girl Scouting. You will learn songs & singing games to take back to your troop. You'll learn how to teach 2 and 3 part rounds, how to teach a new song and best of all, we'll be singing together. Come and have fun singing (no skill required) **Bring "Still Singing After All These Years" available at GS shop (some books will be available).**




Stitch in Stuff 61

Create a 3D effect in fabric. Stitch two layers of fabric together around your design. Insert stuffing from behind to puff up the design. Your artwork can be used to make a pillow or wall hanging. No sewing experience needed. This is fun for girls of all ages.

Sugarplum Fairies 16 or 46

Make a dazzling fairy out of flower, leaf and seed beads. About 2" tall, these delightful sprites can be a mini ornament, a necklace, or sun catcher. Junior Girl Scouts & older will have fun making their own fairy.



Tiered Gift Box & More! 63

Use pretty scrapbook paper to make a really awesome tiered gift box. This can also be used for a jewelry box or to hold small items like tacks, paperclips etc. You will also learn to make other folded paper gift boxes, bags and other things.

Bring coordinated scrapbook paper: four sheets of 8" x 8" or larger, one sheet 8 1/2" X 12" or larger one sheet & 12" x 12" cardstock. Also scissors and a strong 12" ruler.

Towel Origami 35

Want to learn the whimsical cruise ship style of towel folding to make your house guests welcome? This class will teach you how to make a dog, elephant, monkey and more! **Bring 1 large bath towel of any color and 1 matching hand towel for each animal (or 1 set of towels and undo your creation each time.)**



Water Bottle Holders 26

Bright and colorful, these netted holders are a great group project. They are made from inexpensive plastic lacing and beads and can be made to hold any size of water bottle. They are great for hikes or a trip to an amusement park. Each girl can create her own unique design.

What Do You Want to Do? 58

Adults in Girl Scouts strive to help the girls have fun in a Girl-Led program, but how do they figure out what they want to do? Join an energetic discussion of brainstorming techniques, sharing resources, stories of successful (and not-so-successful) activities. Bring your own experiences and ideas and take home many more.

YOYO 19, 29, 39, 49, 59, 69

You're On Your Own. It just means you aren't taking a workshop this session. Free time when you can do anything you want. Read a book, relax, work on your own project, take a nap or a long shower.

