






From Good to Great!
Turning good service projects into awesome
Girl Scout Silver Award Projects

<i>Not quite a Girl Scout Silver Award Project</i>	 <i>Great Girl Scout Silver Award Project</i>
Working at the local library doing children's story hours. 	<ol style="list-style-type: none"> 1. Create an after school reading program for a homeless shelter after meeting with the children and establishing needs. 2. Build a bookshelf for the shelter. 3. Start a book collection and selecting books from donations.
Planting flowers with a group in a park during a community service day. 	<ol style="list-style-type: none"> 1. Organizing a clean-up and beautification day that becomes an annual event involving businesses and families. 2. Planting window boxes, painting porches and cleaning up vacant lots are some of the completed tasks. 3. Create an educational pamphlet to hand out at the event focusing on environmental issues.
Organizing the annual thinking day event for your Service Unit. 	<ol style="list-style-type: none"> 1. Create an annual multi cultural awareness event for the local elementary school. 2. Invite various multi-cultural community groups to bring activities and be speakers at the event.
Make 100 baby blankets for homeless children 	<ol style="list-style-type: none"> 1. Interview the homeless shelter to find out their needs. 2. Create an awareness presentation to teach others about the homeless population in your town. Go to your service unit, church, school, and local businesses and deliver your presentation. 3. Make 30 baby blankets for homeless babies. Collect other needed baby supplies. With the baby supplies and blankets, put together 30 baby kits for homeless children. 4. Deliver to the shelter and help pass out to the mothers who need the kits.

Things to keep in mind when developing your Girl Scout Silver Award project:

- Projects should reflect on a subject you're passionate about, be original and unique.
- Projects should have two to three supporting actions.
- You should use the skills you're naturally good at in your project.
- Projects should show leadership and focus on your abilities.
- Your project should be challenging to you. Don't compare yourself to what another girl has done.