

Main Recognition Order

Reward items are based on the total number of packages that each Girl Scout sold or had transferred to her for booth sale credit.

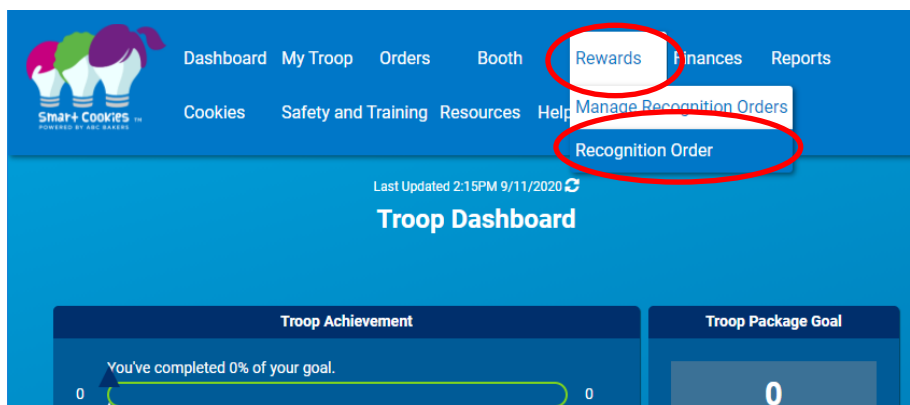
The deadline to submit Main Recognition Orders is March 31, 2022 at 11:59pm.

Note: Please be sure to *transfer all sold inventory* **PRIOR** to creating your Main Recognition Order and collect from each girl's reward selections based on the number of packages each girl has been credited. Please ensure all sales received through your Troop Cookie Link and Direct Ship Link have also been transferred. If you do not place a Main Recognition Order, your troop will not receive reward items.

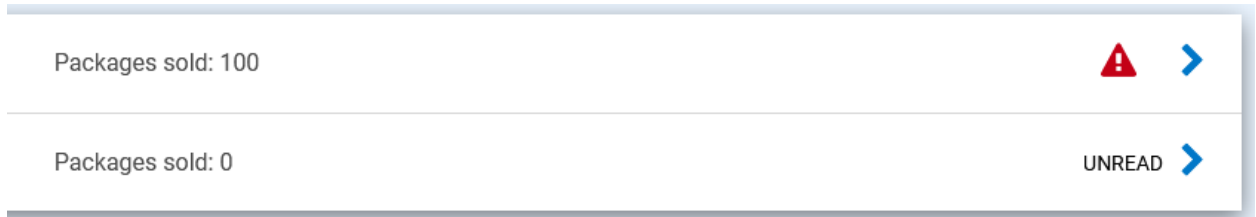
[Smart Cookies Main Recognition Order Video](#)

Creating Main Recognition Order:

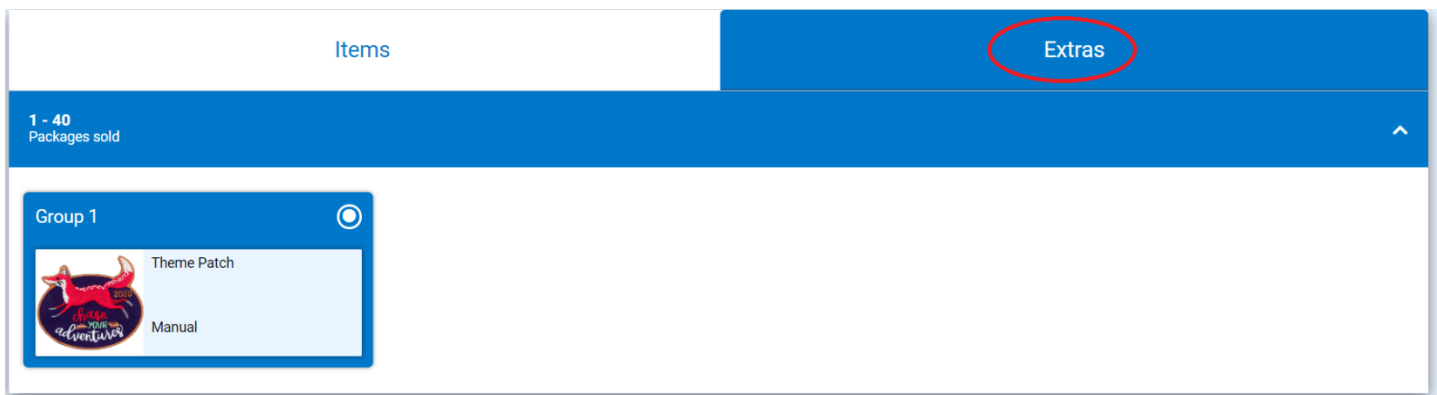
1. Log in to [Smart Cookies](https://abcsmartcookies.com) (abcsmartcookies.com).
2. Run the **Troop On Hand Inventory** report to verify that all sold packages have been transferred to girls to maximize their rewards. Troops with a negative on-hand inventory must correct these errors as it means they transferred more inventory than was transferred to the troop. For negative inventory, verify all transfer orders to the troop were processed and that transfers to girls do not exceed total packages. Negative inventory not fixed by troops will be corrected by GSHCC by through girl to troop transfers which could affect girl rewards earned.
3. Go to **Rewards**; click **Recognition Order**.



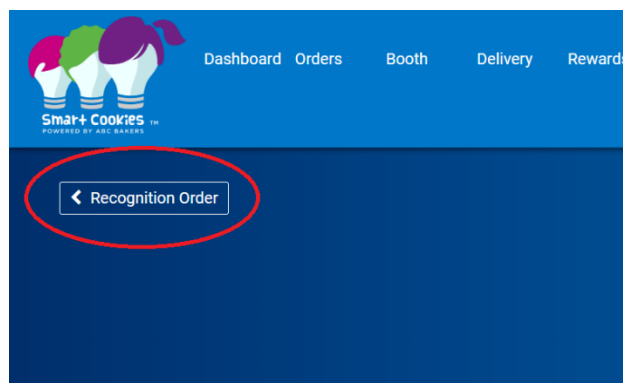
4. Select **Main** from the Plan Type.
5. Click **Create Order**. A new window will appear, you will now be reviewing the order.
6. Click the arrow next to each girl's name to review. **Red exclamation icons** mean there are pending items that need to be reviewed or selected. **Unread** means that rewards have not been reviewed/verified but it is not necessary to click on each individual line.



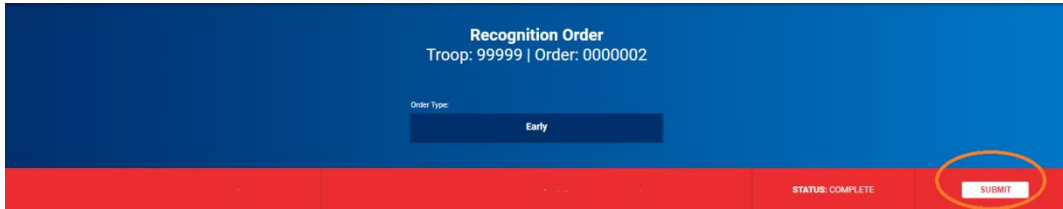
7. Reward items at a level with no “or” option are automatically earned and do need to be selected. For levels with a reward choice, please ensure you are selection the correct reward choice for each girl. Patches earned can be found by clicking on the **Extras** tab. ***Note: Goal Getter patches are earned by entering a goal in Smart Cookies by January 31 and will not show in the Main Recognition Order until April 2022.**



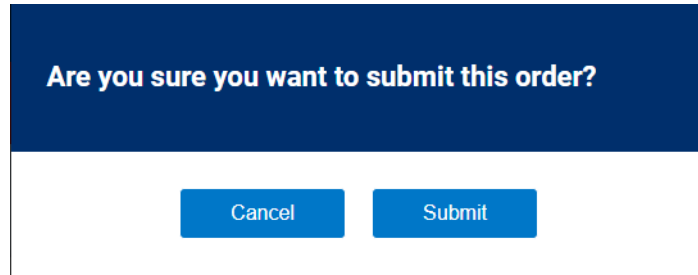
8. Click **Save** once you are done reviewing for each girl.
9. Click **Recognition Order** near the top of the page to go back to the Recognition Order. Repeat for each girl.



10. Click **Submit** when finished.



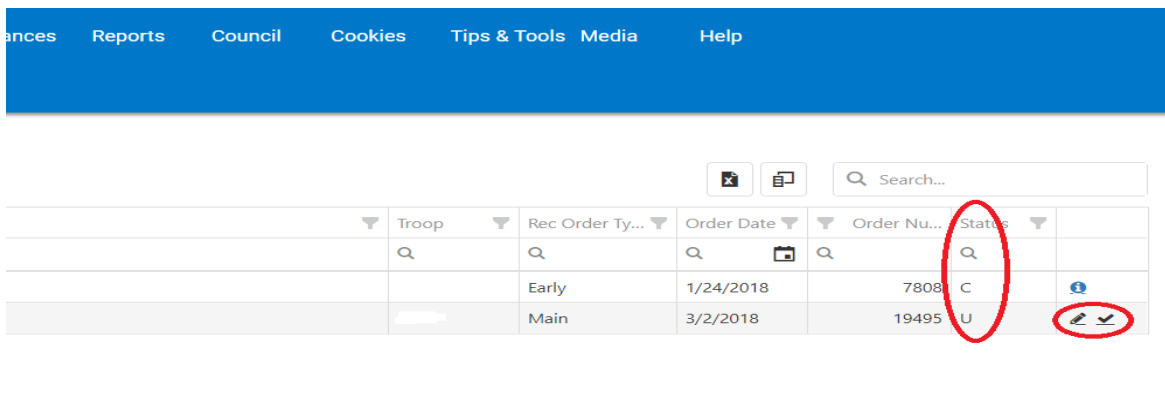
11. You will see a pop-up confirming you are submitting. Click **Submit**.



12. Go to **Rewards** and click **Manage Recognition Orders** to verify submission.

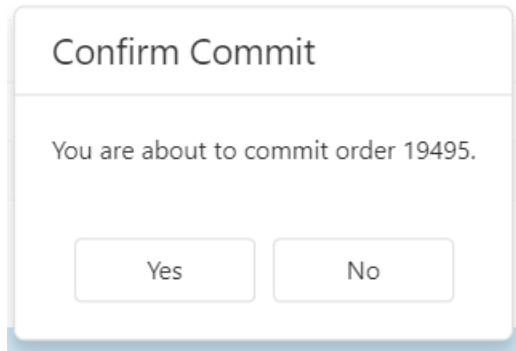
13. The order will need to be committed by the troop prior to the service unit reviewing it. From the **Manage Orders screen**, troops can:

- **Edit - click the pencil icon**
- **Commit - click the check mark**



Troop	Rec Order Ty...	Order Date	Order Nu...	Status
	Early	1/24/2018	7808	C
	Main	3/2/2018	19495	U

14. You will see a confirmation message that you are about to commit your order. Click **Yes**. Once this is done, only service unit cookie managers will be able to make changes.



15. A “Complete” status means it has been saved but not submitted. “**T**” means the order has been committed by the troop. “**S**” means the order has been committed at the service unit level. “**C**” means the order has been committed at the council level.

***Goal Getter patches are manually calculated based on goal entries. They will show in April 2022.**

Save a copy for your **Recognition Summary by Girl report**. Troops lose access to Smart Cookies after the cookie program wraps up and you will no longer be able to access this information until the following year. You will need this report in order to distribute rewards to girls when you receive them in May.