

## SUCM Program Wrap-up

Your role as service unit cookie manager is to confirm that packages have been transferred to girls correctly, financial transactions are correct in Smart Cookies, Recognition Orders are submitted at the service unit level and that collection forms, if any, are submitted to GSHCC with the appropriate forms.

Our goal is to streamline the reconciliation process at GSHCC to:

1. Reduce unresolved balances to maximize the benefit to girls.
2. Confirm that all girls are receiving the correct recognition orders.
3. Reduce the time to issue Troop Treasure.
4. Refund all troop overpayments as early as possible, if any.

### **Important end of program dates:**

**March 20:** Last day of booth sales

**March 20:** End of 2022 Girl Scout Cookie Program

**March 23:** Troop Main Recognition Orders due by 11:59pm

**March 27:** Service Unit Main Recognition Orders due by 11:59pm

**March 28:** Last day to turn in Cookie Collection Reports

**March 31:** Final ACH Withdrawal (full balance due)

**End of May:** Rewards & Troop Treasure cards are distributed

## Submitting final paperwork

Service unit cookie teams do not need to submit any paperwork. Troops submitting [Cookie Collection Reports](#) will receive an email from GSHCC informing them not to accept money from families after forms are submitted.

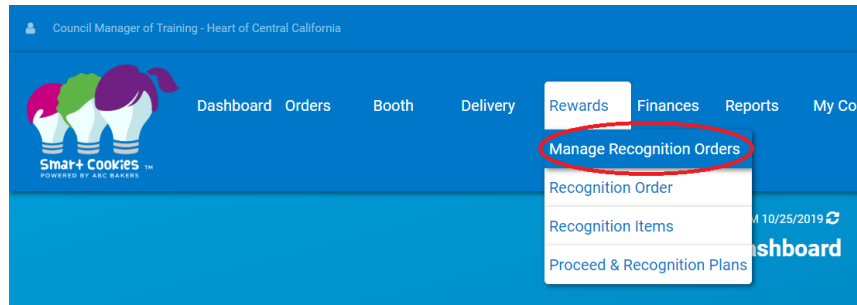
## Recognitions

All troops, even troops electing the Older Girl Proceeds option, must submit a Main and Troop Recognition Order. A recognition order is required for girls to receive patches and reward items.

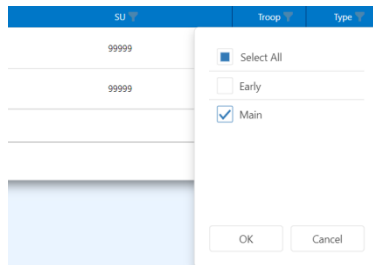
1. Run the **Troop On Hand Inventory** report to verify that all packages have been transferred to girls correctly. Troops with a negative on-hand inventory must correct these errors as it means they transferred more inventory than was transferred to the troop. For negative inventory, verify all transfer orders to the troop were processed and that transfers to girls do not exceed total packages. It is recommended that every troop should have zero on-hand inventory before creating recognition orders so that packages count towards girl rewards, but it is not required.
  - a. **Juliette/IRGS Inventory** – Individually registered Girl Scouts will be entered in Smart Cookies as their own “troop” entity. They will have follow the same process as all other troops. GSHCC will accept up to 24 packages (any variety) of unsold cookies as an inventory return. Families should follow the information below for Unsold Inventory. GSHCC will transfer out up to 24 packages of any variety for the 2022 Girl Scout Cookie Program. Inventory must not be assigned to girls and must show as Troop on Hand Inventory in order to be transferred out of troop inventory. Juliette caregivers must fill out a [Juliette Unsold Inventory Form](#) no later than **March 23, 2022**; no inventory will be transferred out without this. If a caregiver has more than one Girl Scout, they must indicate all names and can request a transfer for up to 24 packages per girl. This form is not for troop use as troops are financially responsible for all inventory they receive.
2. From the Dashboard, under the **Action Items** section, click on **Troops with No Recognition Order**. Create a **Main Recognition Order** for all troops on this list.

Action Items	Numbers
<a href="#">Troops with no Initial Order</a>	2
<a href="#">Troops with no Early Recognition Orders</a>	1
<a href="#">Troops with no Main Recognition Orders</a>	1
<a href="#">Uncommitted Recognition Order</a>	1

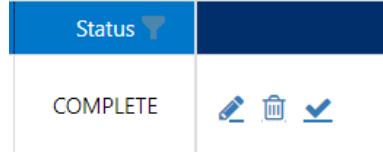
- Go to **Rewards**; click on **Manage Recognition Orders**.



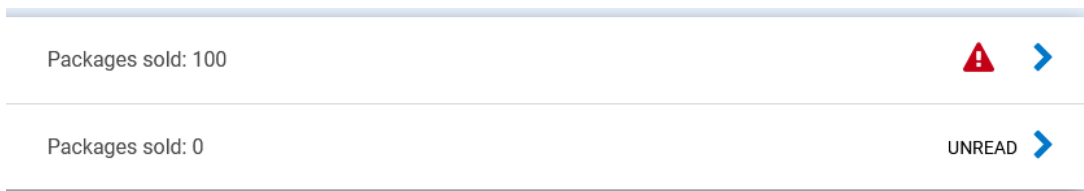
- Click on the **Type** column, filter by **Main** for easier review.



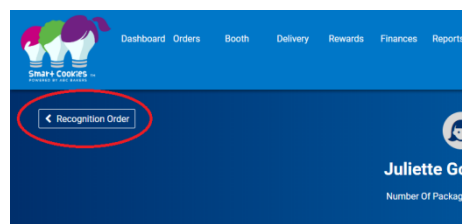
- Ensure **Order Status** column shows as **"T"** for troop submitted.
- If orders do not show status as **"T"**, click the pencil icon to review.



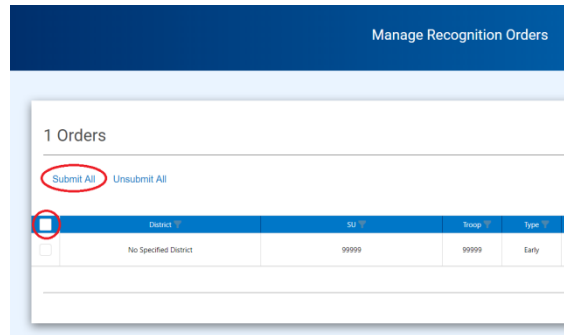
- Check for any girls that need review. **Red exclamation icons** mean there are pending items that need to be reviewed or selected. **Unread** means that rewards have not been reviewed/verified but it is not necessary to click on each individual line. To review each girl's orders, click the arrow on the right-hand side next to each girl's name. Make any selections necessary for each girl. Click **Save** when reviewed.



- Click back to **Recognition Order** on the top left. Repeat for each girl needing review.



8. Once all girls needing action are reviewed, go back to **Manage Recognition Orders** to and repeat process for all orders not showing status as “**T**”.
9. Once all troops have an order created and all orders are reviewed, go back to **Manage Recognition Orders**.
10. For easy submission, click the checkbox near the top of the page and click **Submit All**.



11. Under **Action Items**, there should now be no troops who sold cookies listed under **Troops with No Recognition Order** or **Uncommitted Recognition Order**.

## Troop Treasure

Troops must create a **Troop Recognition Order** in Smart Cookie for Troop Treasure. Verify that all troops have created a Troop Recognition Order. Troop Treasure is calculated based on **girls selling**, so please ensure the number **quantity** field in the Troop Recognition order matches the number of girls selling. You can verify this information by going to the **Reports** section and pulling the **Recognition Order Summary Report by Troop** and filtering **Recognition Plan Type** to **Troop**.

Troop Level	<input type="text" value="All"/>
Recognition Plan Type	<input type="text" value="Troop"/>
Item Type	<input type="text" value="All"/>
Order Type	<input type="text" value="All"/>

The Recognition Order Summary By Troop report will show you the troops who created a Troop Recognition Order. Troops not on this report did not create a Troop Recognition Order. IRGS/Juliette troops cannot create one since they do not earn Troop Treasure.

- **Recognition Name** – Level of Troop Treasure earned
- **Quantity** – should equal number of girls selling. This can be seen in the Troop Recognition Order, Troop Dashboard and in the Troop Balance Summary Report.
- **Total Troop Treasure** – Amount earned at level reached x Quantity/# of girls selling

**Example:** Troop A reached the 250+ level which earns \$30/girl selling. They had 11 girls selling, so they earned a total of \$330 in Troop Treasure.

PGA	\$/girl selling
250+	\$30
300+	\$40
350+	\$50

Item	Recognition Name	Size	Quantity
TT30	Troop Treasure		11
<b>Total</b>			<b>11</b>

Troop Treasure cards will be mailed to troop cookie managers (the primary listed in Smart Cookies) by end of May 2022. They will expire on April 30, 2023.

**Please note:** Funds will be received on one card.