

GoGold Tips

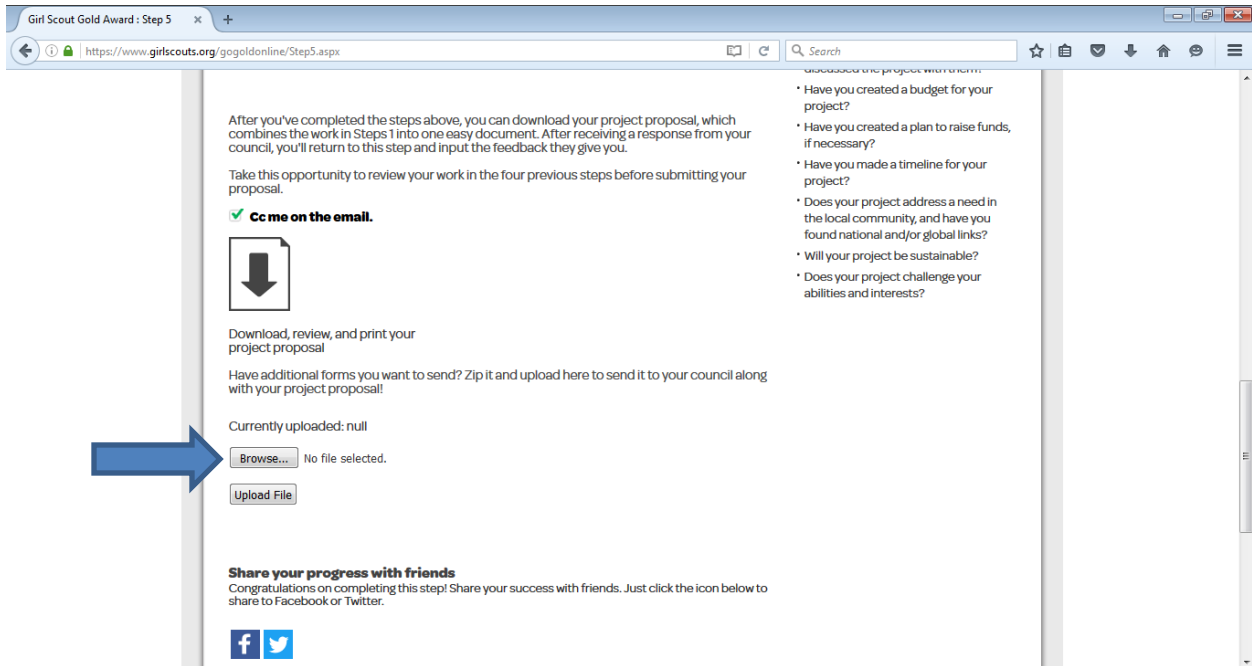
GoGold is the online system for submitting Gold Award proposals and final reports. It will walk you through the steps required to complete your Gold Award.

The screenshot shows the GoGold online system interface for Step 1: Choose an Issue. The browser address bar displays "https://www.girlscouts.org/gogoldonline/Step1.aspx". The navigation bar at the top shows seven steps: Step 1: Choose an Issue (highlighted), Step 2: Investigate, Step 3: Get Help, Step 4: Create a Plan, Step 5: Present your Plan, Step 6: Take Action, and Step 7: Educate and Inspire. The main content area is titled "Decision-Making Tips" and contains two text input fields: "What inspires you? Is it something in your school, community, country, or the world?" and "What motivates you into action? Is it people, events, activities, places?". To the right, there is a "Tools and Resources" section with three green buttons: "Take Action Project Ideas", "Interviewing Tips", and "Making Your Pitch". Below that is a "Standards of Excellence" section with text explaining the standards and a "My Gold Award Notes" section at the bottom.

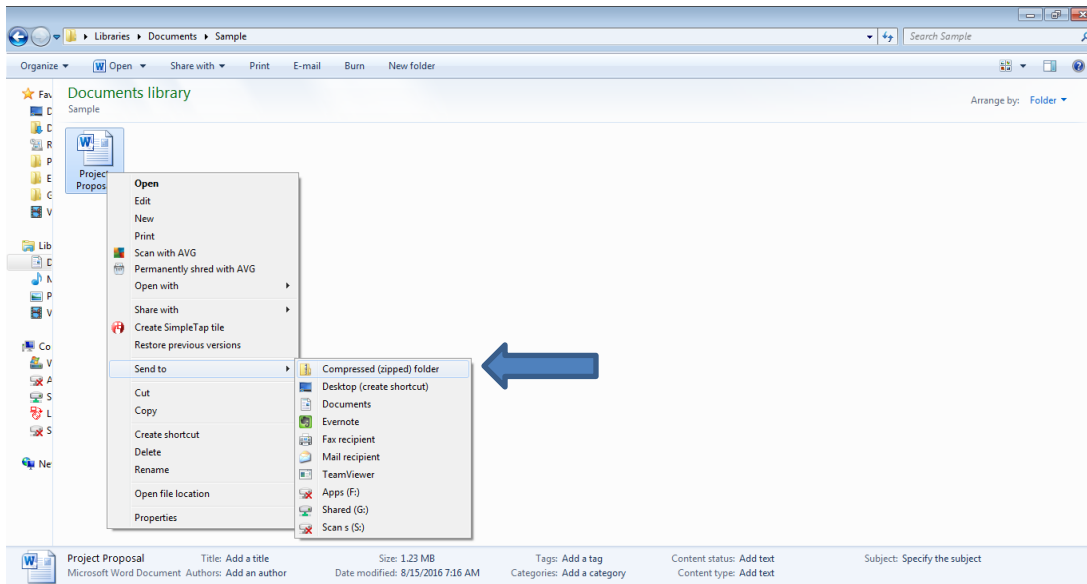
Tools and Resources are available for all the steps, make sure you read them!

The screenshot shows the GoGold online system interface for Step 4: Create a Plan. The browser address bar displays "https://www.girlscouts.org/gogoldonline/Step4.aspx". The navigation bar at the top shows seven steps: Step 1: Choose an Issue, Step 2: Investigate, Step 3: Get Help, Step 4: Create a Plan (highlighted), Step 5: Present your Plan, Step 6: Take Action, and Step 7: Educate and Inspire. The main content area is titled "Create Your Project Proposal" and contains four green buttons: "Project details", "Project description", "Project planning", and "Project impact". To the right, there is a "Tools and Resources" section with four green buttons: "Project Planner", "Goals and Obstacles", "Sustainability Tips", and "Planning and Budgeting Tips". Below that is a "Standards of Excellence" section with text explaining the standards. At the bottom, there is a "What is the estimated overall project cost?" section with a text input field containing "\$ 50.00" and a checkbox labeled "I have read the tips provided in Tools and Resources." which is checked. There is also a "Share your progress with friends" section with social media icons for Facebook and Twitter.

On Step 4, click each green Project Banner and fill in each section. Remember, you should write your plan so anyone who reads it can understand all the details of you plan.

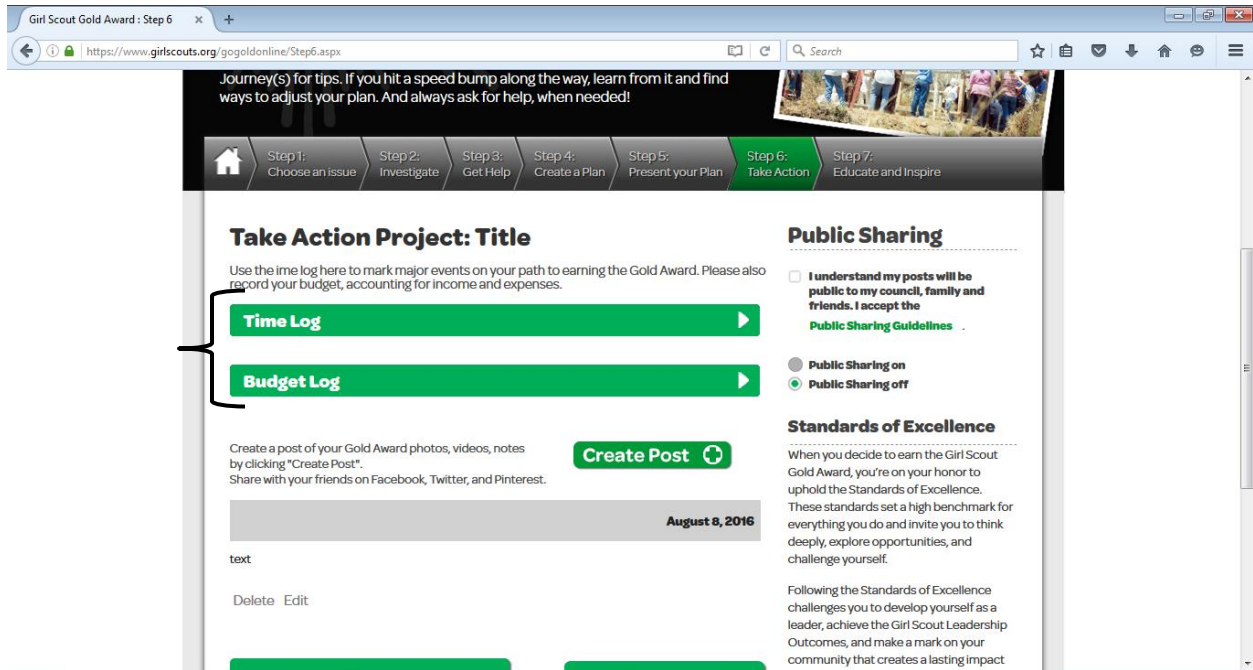


Before you submit your project proposal on Step 5, you need to upload a Project Plan document. Files must be saved as a .zip file.

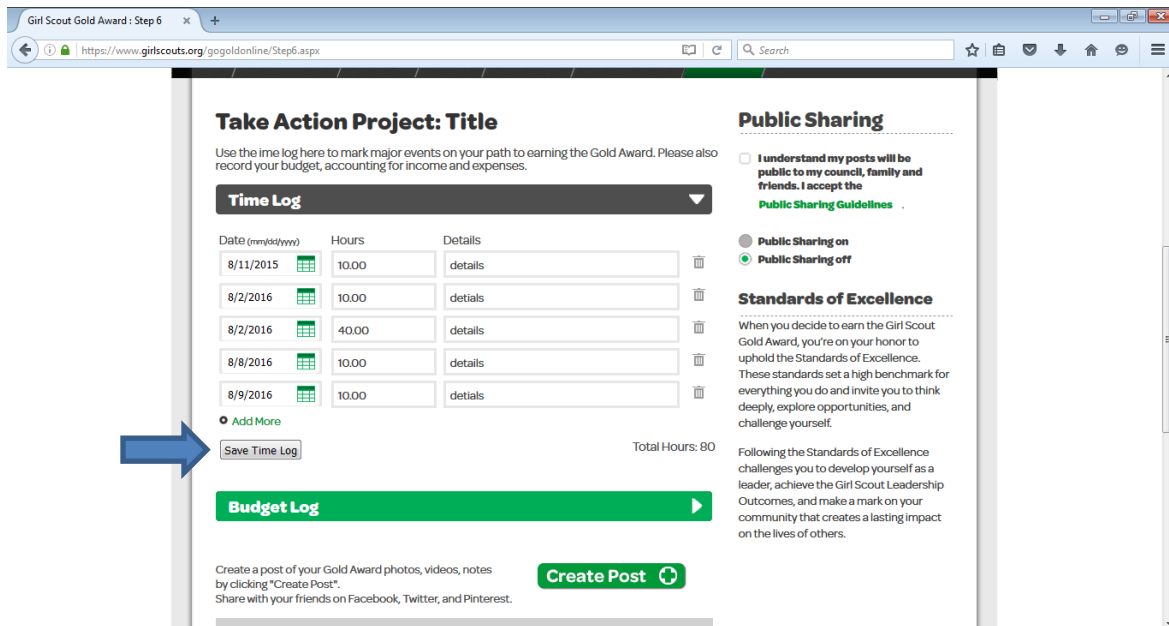


To save as a .zip, right click on your document, then go to *Send to* and then select *Compressed (zipped) folder*

Stuck on Step 6?



Click on BOTH Time Log and Budget Log



Don't forget to save!

Girl Scout Gold Award : Step 6

https://www.girlscouts.org/gogoldonline/Step6.aspx

Take Action Project: Title

Use the time log here to mark major events on your path to earning the Gold Award. Please also record your budget, accounting for income and expenses.

Time Log

Budget Log

Date (mm/dd/yyyy)	Amount	Income Details
8/18/2016	\$ 0.00	details
	\$	
	\$	

• Add More

Total Income: \$ 0

Date (mm/dd/yyyy)	Amount	Expense Details
8/2/2016	\$ 0.00	details
	\$	
	\$	

• Add More

Save Budget Log

Total Expense: \$ 0

Public Sharing

I understand my posts will be public to my council, family and friends. I accept the Public Sharing Guidelines .

Public Sharing on

Public Sharing off

Standards of Excellence

When you decide to earn the Girl Scout Gold Award, you're on your honor to uphold the Standards of Excellence. These standards set a high benchmark for everything you do and invite you to think deeply, explore opportunities, and challenge yourself.

Following the Standards of Excellence challenges you to develop yourself as a leader, achieve the Girl Scout Leadership Outcomes, and make a mark on your community that creates a lasting impact on the lives of others.

Even if you did not spend any money, you need to fill in the Budget section. Remember to save here too!

Girl Scout Gold Award : Step 6

https://www.girlscouts.org/gogoldonline/Step6.aspx

Use the time log here to mark major events on your path to earning the Gold Award. Please also record your budget, accounting for income and expenses.

Time Log

Budget Log

Create a post of your Gold Award photos, videos, notes by clicking "Create Post". Share with your friends on Facebook, Twitter, and Pinterest.

Create Post

August 8, 2016

text

Delete Edit

Review Step 5: Present your Plan

Complete this step

Standards of Excellence

When you decide to earn the Girl Scout Gold Award, you're on your honor to uphold the Standards of Excellence. These standards set a high benchmark for everything you do and invite you to think deeply, explore opportunities, and challenge yourself.

Following the Standards of Excellence challenges you to develop yourself as a leader, achieve the Girl Scout Leadership Outcomes, and make a mark on your community that creates a lasting impact on the lives of others.

Public Sharing

I understand my posts will be public to my council, family and friends. I accept the Public Sharing Guidelines .

Public Sharing on

Public Sharing off

follow us on: [twitter](#)

helpful links: [Site Map](#) [Help](#)

also visit: [ToGetHerThere.org](#) [girlscoutcookies.org](#)

commitment: [Internet Safety Pledge](#) [Our Commitment to Diversity](#)

Use the Create a Post button to upload photos, videos or other notes. (It is required.)