

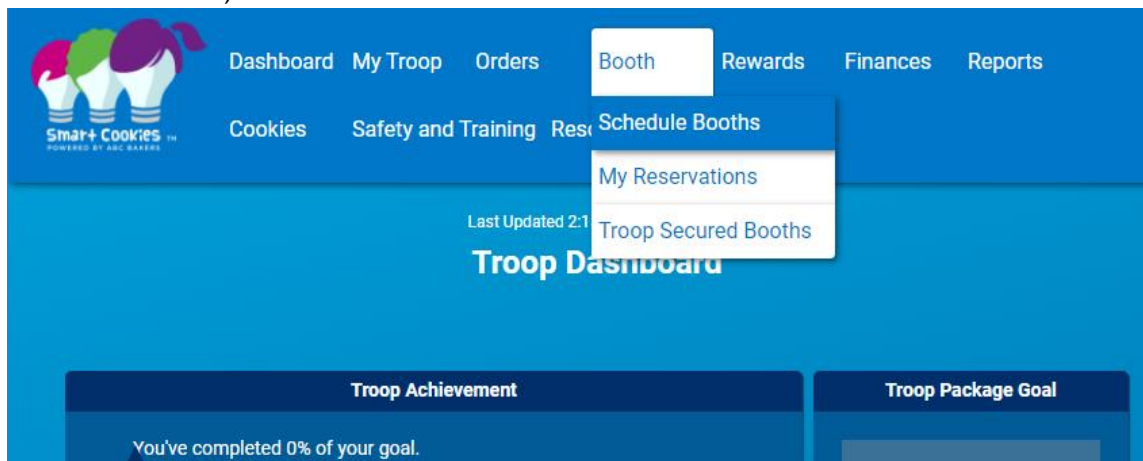
## Managing Booths

Booth sales and all alternatives to booths start on February 24, 2023. Booth sales are a great way for girls to practice [The 5 Skills](#).

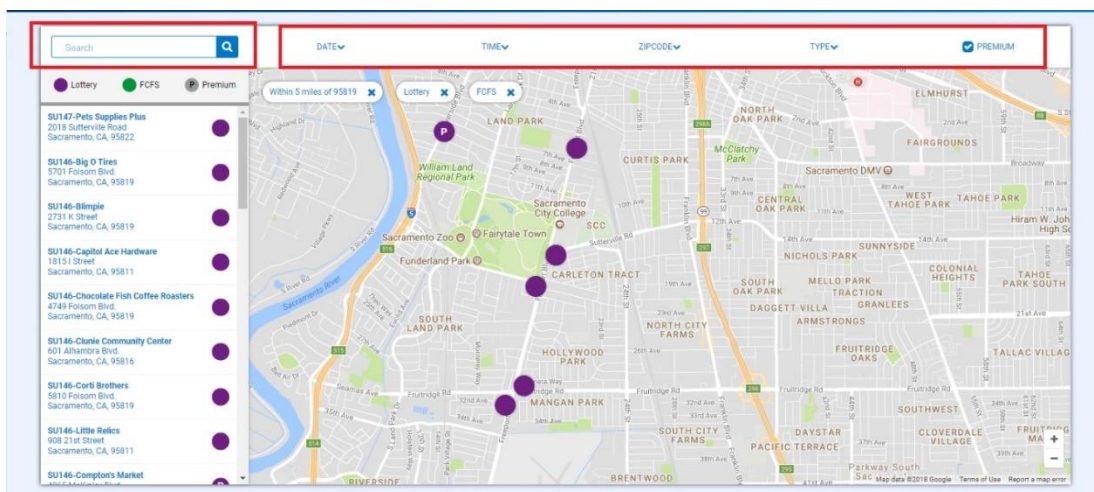
[Smart Cookies Scheduling a FCFS Booth Video](#)

### Scheduling Booths

1. Log in to [Smart Cookies](https://abcsmartcookies.com) (abcsmartcookies.com).
2. Go to **Booth**; click **Schedule Booths**.



3. The list of booth sites will show to the left of a map showing their locations. You can search by location, date, time, zip code and booth type.



[girlscouthcc.org](https://girlscouthcc.org)

**Sacramento Regional Program Center  
and STEM Center + MakerSpace**

6601 Elvas Avenue  
Sacramento, CA 95819  
t 800.322.4475 • f 916.452.9182

**Modesto Regional Program Center  
and STEM Center + MakerSpace**

3330 Oakdale Road  
Modesto, CA 95355  
t 209.545.3620 • f 209.545.3621

- Click on your desired site. A calendar will populate and once you select a date, available times will show below the calendar.

1. Select an available time for FCFS

February				March		
S	M	T	W	T	F	S
				1	2	3
4	5	6	7	8	9	10
11	12	13	14	15	16	17
18	19	20	21	22	23	24
25	26	27	28			

2. Select an appointment time

08:00 AM - 10:00 AM

- Click **Save**. You will be taken back to the map and will see a confirmation message at the bottom of your screen.

The screenshot shows a map interface with a search bar at the top. Below the search bar, there are filters for DATE, TIME, ZIPCODE, and TYPE. A search bar contains 'Lottery' and 'FCFS'. The map displays a street grid with a purple pin marking a location. A confirmation message box is overlaid on the map, stating 'You have successfully requested this FCFS booth' with a green checkmark icon. The map also shows various roads and landmarks, including 'SUCRO' and 'Dwight D. Eisenhower Hwy'.

### For Lottery Round:











You will also receive a confirmation email letting you know which boot appointments your troop was awarded. Scheduled sites can also be found in the **My Reservations** tab.


### For First-Come, First-Served Rounds:

You will also receive a confirmation email automatically confirming your booth reservation. Scheduled sites can also be found in the **My Reservations** tab.

## Managing Scheduled Booths

1. Go to **Booths**; click **My Reservations**.
2. A list of scheduled sites will populate. You may have multiple pages.
3. Scroll to right and click the three dots next to the desired booth site.

CITY	ZIP CODE	DATE	TIME	PREMIUM	TYPE	STATUS	QTY SOLD	TOTAL \$	
Modesto	95351	Feb 24	11:00 AM - 01:00 PM	<input type="checkbox"/>	LOTTERY				<a href="#">Booth Details</a> <a href="#">Smart Booth Divider</a> <a href="#">Remove Reservation</a> 
Modesto	95350	Mar 17	12:00 PM - 02:00 PM	<input type="checkbox"/>	LOTTERY	WIN	0	0	
Modesto	95355	Feb 24	03:00 PM - 05:00 PM	<input type="checkbox"/>	FCFS		0	0	
Modesto	95355	Feb 25	09:00 AM - 11:00 AM	<input type="checkbox"/>	FCFS		0	0	
Modesto	95354	Feb 24	09:00 AM - 11:00 AM	<input type="checkbox"/>	FCFS		0	0	
Modesto	95354	Feb 24	01:00 PM - 03:00 PM	<input type="checkbox"/>	FCFS		0	0	
Modesto	95354	Feb 24	11:00 AM - 01:00 PM	<input type="checkbox"/>	FCFS		0	0	
Modesto	95356	Mar 03	11:00 AM - 01:00 PM	<input type="checkbox"/>	FCFS		0	0	
Modesto	95356	Mar 10	09:00 AM - 11:00 AM	<input type="checkbox"/>	FCFS		0	0	
Modesto	95356	Mar 10	11:00 AM - 01:00 PM	<input type="checkbox"/>	FCFS		0	0	



Clicking on **Booth Details** will show you detailed information for the site, including any special instructions.

Clicking on **Remove Reservation** will bring up a confirmation message. Click **Delete Forever** to remove your reservation or **Go Back** to keep it. You will receive an email confirming cancellation if you delete a reservation.

